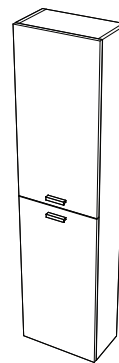


# Colonna sospesa

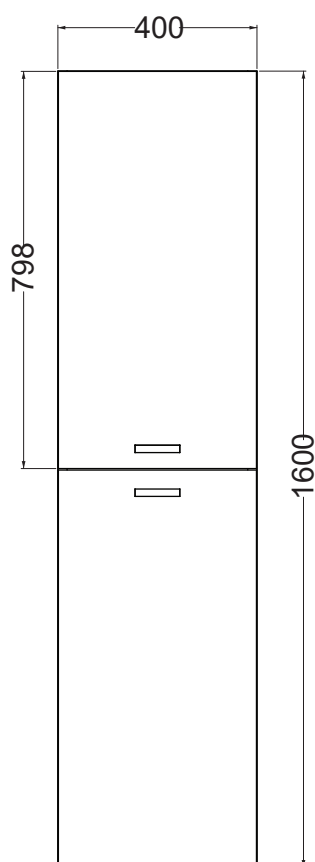
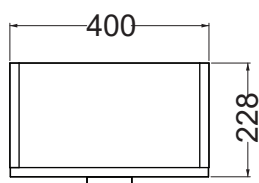
## 40X24XH160

- WS4023


Colonna in truciolare nobilitato 18 mm. Idrofugo a norme EN.  
Colonna sospesa 2 ante reversibile, 4 ripiani mobili.



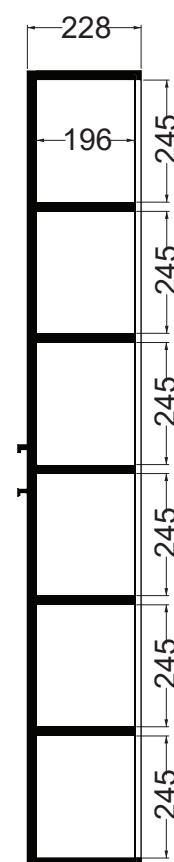
Disegni Tecnici



VISTA FRONTALE



VISTA FRONTALE SENZA ANTE



SEZIONE TRASVERSALE